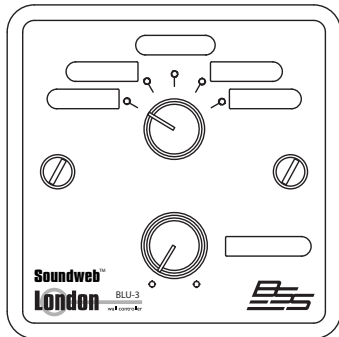
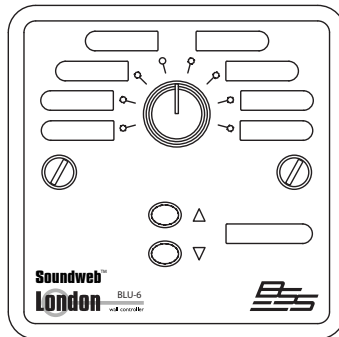


Soundweb™ London

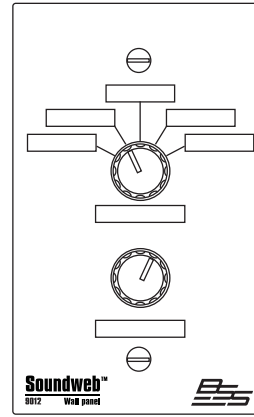
BLU-3, BLU-6, SW9012US and SW9015US



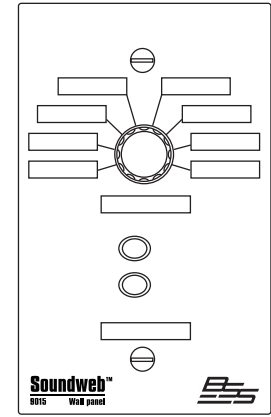
BLU-3



BLU-6



SW9012US



SW9015US

OVERVIEW:

The Soundweb London BLU-3, BLU-6, SW9012US and SW9015US Wall Controllers are simple analog wall controllers which provide a cost-effective and familiar interface to even the most involved audio / video system.

The BLU-3 and BLU-6 are designed to be installed in a single-gang UK back box, while the SW9012US and SW9015US are designed to be installed in a single-gang US back box. Electronically, the BLU-3 and SW9012US are identical and the BLU-6 and SW9015US are identical.

The BLU-3 and SW9012US feature a five position source / preset selector and a level control. The BLU-6 and SW9015US feature an eight position source / preset selector and an up / down pair of momentary buttons.

The simple analog wall controllers are designed to connect to the Control Inputs of any Soundweb London BLU Series processor. The BLU-3 and SW9012US require two Control Inputs and the BLU-6 and SW9015US require three Control Inputs.

These controllers are configured using HiQnet London Architect and almost any parameter can be mapped to the controls. However, the most common uses for these simple analog wall controllers are to select between sources and control level for a single zone or select between presets and control level for a single zone.

The BLU-3, BLU-6, SW9012US, SW9015US and the other members of the Soundweb London family provide the building blocks of the perfectly tailored system solution.

KEY FEATURES:

- Cost-Effective Control Solution
- Familiar Control Interface



BLU-3, BLU-6, SW9012US and SW9015US Wall Controllers

TECHNICAL SPECIFICATIONS:

Connector (BLU-3 and SW9012US):

Screw Terminals x 3:	GND connection (to Control Ports COMMON pin)
	SOURCE / PRESET SELECT connection
	LEVEL connection

Connector (BLU-6 and SW9015US):

Screw Terminals x 4:	GND connection (to Control Ports COMMON pin)
	SOURCE / PRESET SELECT connection
	LEVEL UP connection
	LEVEL DOWN connection

Colors:

BLU-3 and BLU-6:	Blue
sw9012US and sw9015US:	Beige

Dimensions (BLU-3 and BLU-6):

Dimensions (H x W):	3.35" x 3.35" (85mm x 85mm)
---------------------	-----------------------------

Dimensions (SW9012US and SW9015US):

Dimensions (H x W):	4.5" x 2.75" (114.3mm x 69.85mm)
---------------------	----------------------------------

Typical Connection Diagram (Works in Two-Wire Mode Only):

