

SONY
make.believe



VPL-S Series

Ultra Short Throw Projectors

VPL-SW535

VPL-SX535



BrightEra™

HDMI

Deliver Powerful Presentations Even in the Most Limited Spaces with an Ultra Short Throw Projector

The VPL-SW535 and VPL-SX535 are ideal for education, training, corporate applications, and a range of other commercial uses. Designed to add flexibility to classroom and business presentations, the VPL-SW535 and VPL-SX535 achieve large-screen projection from very short distances thanks to an ultra-powerful short throw lens. This solves typical problems such as the presenter being distracted by, or blocking, the projected light.

These powerful projectors also deliver installation flexibility with an optical zoom and lens shift capability. This greatly reduces the time and hassle of fine-tuning the image position without having to physically move the projector or sacrifice image quality. In addition, these projectors ship with an original wall mounting from Sony which allows adjustment of projector pitch, roll, and yaw.

The VPL-SW535 and VPL-SX535 are economically designed for optimum energy efficiency, thanks to their auto power-saving function, picture muting function with lamp control technology, long-lasting lamp, and low power consumption.

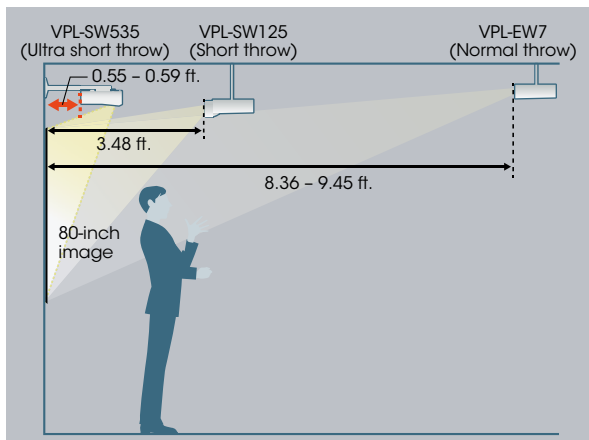
Packed with advanced projector technologies in a stylish design, the VPL-SW535 and VPL-SX535 are an excellent choice, delivering a high brightness of 3,000 lumens* and high-quality images with XGA and WXGA resolution, respectively.

*ISO21118

FEATURES

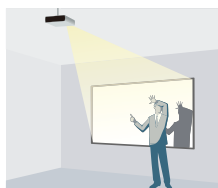
Ultra-short Projection Distance

The VPL-SW535 and VPL-SX535 come equipped with an ultra-short focal length lens, which makes it possible to project images from a very short distance.




The values are approximate.

A short projection distance has two key benefits. Firstly, the presenter will not be distracted by the projected image, and it's easier for the audience to see the projected image because screen shadow is minimized.



With conventional models (Normal throw)



With the VPL-SW535 & VPL-SX535 (Ultra short throw)

Secondly, large projected images can be used in small rooms, maximizing the useable space in small meeting areas, because the projector can be placed very close to the screen.



With conventional models (Normal throw)



With the VPL-SW535 & VPL-SX535 (Ultra short throw)

Installation Advantages

The VPL-SW535 and VPL-SX535 are equipped with an optical zoom and lens shift capability. Using this function, the position of the projected image can be easily adjusted to the desired settings during installation. This greatly reduces the time and hassle of fine-tuning the image position without having to physically move the projector or sacrifice image quality. In addition, these projectors ship with an original wall mount from Sony which allows adjustment of projector pitch, roll, and yaw.



"Blend-in" Design

The VPL-SW535 and VPL-SX535 showcase a new low-profile chassis, so these projectors appear to blend into the ceiling or wall on which they are mounted.

Cost-efficient, Energy-efficient Design

Long-lasting Lamp

By incorporating a high-performance lamp and advanced lamp-control technology, the VPL-SW535 and VPL-SX535 deliver an extremely long lamp replacement time up to 6,000 hours.*

* Based on lowest wattage setting. Values are approximate and may vary due to environmental conditions and usage.

Lamp and Filter Synchronized Maintenance

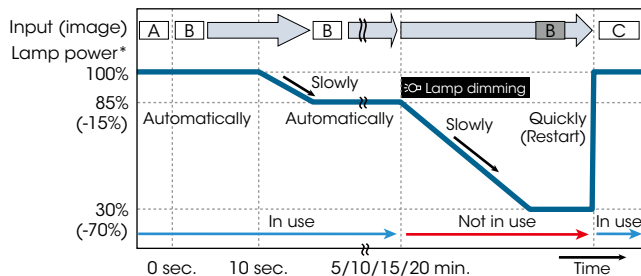
The expected lamp maintenance time for each model can reach up to 6,000 hours depending on the selected lamp mode, and dust filters require the same maintenance interval. Synchronizing the timing of lamp and filter maintenance enables users to reduce the numbers of "ladder climbs" for maintenance.

Low Power Consumption

The VPL-SW535 and VPL-SX535 offer remarkably low power consumption which can help users save on their electricity expenses.

Lamp Dimming Function

The VPL-SW535 and VPL-SX535 are equipped with a lamp dimming function. After 10 seconds of a static signal being fed, the lamp dims by approximate 15% which is hardly noticeable. If one of these projectors is left powered on while not in use, after a set period of time it will automatically detect no change of signal input and will dim the lamp to as low as approximately 30% of original brightness to help reduce energy consumption.

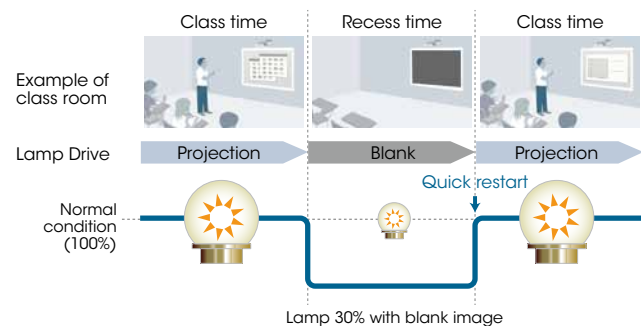


Lamp dimming scheme

* Lamp high mode, VPL-SX535. The values are approximate.

Picture Muting

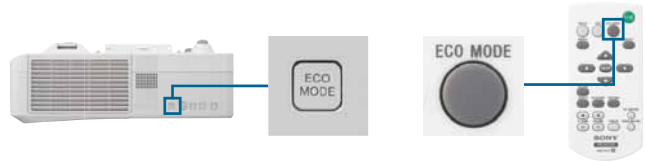
The VPL-SW535 and VPL-SX535 can temporarily mute projection. This function can be easily operated with just the touch of a button on the supplied Remote Commander unit. During the picture muting, the lamp will automatically run at reduced power for economical operation.



The values are approximate.

ECO MODE Key

With a single push of the ECO MODE key on either the projector or the supplied Remote Commander™ unit, users can select an energy-saving setting from the ECO Mode menu.



Superb Picture Quality

Brilliant Color Performance

The VPL-SW535 and VPL-SX535 adopt a 3LCD projection system incorporating three LCD panels. This system enables each projector to present bright and natural images. By combining an advanced generation of inorganic LCD panels that utilize the Sony BrightEra™ technology with a 3LCD projection system, the VPL-SW535 and VPL-SX535 offer high picture quality and brightness.

WXGA/XGA Resolution

The VPL-SX535 offers native XGA resolution for high picture quality. XGA resolution of 1024 x 768 contains 60% more pixels compared to SVGA resolution of 800 x 600. As a result, XGA resolution delivers much greater detail and finer images. The VPL-SW535 can present dynamic images in native WXGA resolution on a widescreen. WXGA resolution allows projection in a wider display range compared to SVGA and XGA resolution. More information can be displayed on the screen.

12-bit 3D Gamma Correction

The VPL-SW535 and VPL-SX535 incorporate 12-bit 3D gamma correction circuitry to perform highly accurate gamma correction, achieving smoother gradations and a richer gray scale.

Film mode

Smooth, high-quality images are reproduced using a high-performance processor for I/P conversion. Source signals suitable I/P conversion are processed automatically, and extremely accurate images are reproduced.

HDMI Interface

The VPL-SW535 is equipped with a High-Definition Multimedia Interface™ (HDMI), which is the latest standard for digitally connecting to high-definition (HD) devices.

Other Features

Closed Captioning

Official teletext broadcasting, developed by the NCI, USA

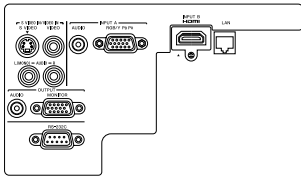
Network and Control

Controls and monitors projector status
Compatible with various control systems

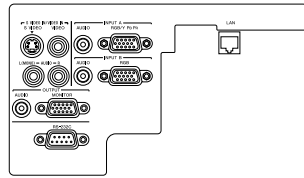


CONNECTOR PANELS

VPL-SW535



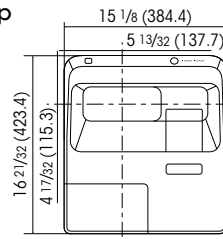
VPL-SX535



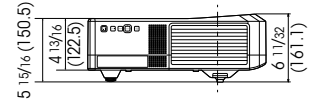
DIMENSIONS

Unit: inches (mm)

Top



Side



SPECIFICATIONS

		VPL-SW535	VPL-SX535
Display system		3 LCD system	
Display device	Size of effective display area	0.75" (19 mm) x 3, BrightEra, Aspect ratio: 16:10	0.63" (16 mm) x 3, BrightEra, Aspect ratio: 4:3
	Number of pixels	3,072,000 (1280 x 800 x 3) pixels	2,359,296 (1024 x 768 x 3) pixels
Projection lens	Zoom	Optical: Manual (Approx. x 1.05), Digital: x4	
	Focus	Manual	
	Lens shift	Manual, Vertical: +/- 4%, Horizontal: +/- 2%	Manual, Vertical: +/- 4%, Horizontal: +/- 3%
	Throw ratio	0.27:1 to 0.29:1	0.34:1 to 0.36:1
Light source		High-pressure mercury lamp 210 W type	
Recommended lamp replacement time*1		3000 H / 4500 H / 6000 H (Lamp mode: High / Standard / Low)	
Filter cleaning cycle*1		Max. 6000 H, Same time as the lamp replacement is recommended	
Screen size		70" to 130" (1.78 m to 3.30 m)	60" to 110" (1.52 m to 2.79 m)
Light output (Lamp mode: High / Standard / Low)		3000 lm / 2400 lm / 2000 lm	
Color light output (Lamp mode: High / Standard / Low)		3000 lm / 2400 lm / 2000 lm	
Contrast ratio (full white / full black)*2		2500:1	
Displayable scanning frequency	Horizontal	14 kHz to 93 kHz	
	Vertical	47 Hz to 93 Hz	
Display resolution	Computer signal input	Maximum display resolution: UXGA 1600 x 1200 dots*3 Panel display resolution: 1280 x 800 dots	
	Video signal input	Panel display resolution: 1024 x 768 dots	
Color system		NTSC, PAL, SECAM, 480/60i, 576/50i, 480/60p, 576/50p, 720/60p, 720/50p, 1080/60i, 1080/50i, 1080/60p, 1080/50p	
Keystone correction		Max. Vertical: +/- 5 degrees	
OSD language		20-languages (English, Dutch, French, Italian, German, Spanish, Portuguese, Turkish, Polish, Russian, Swedish, Norwegian, Japanese, Simplified Chinese, Traditional Chinese, Korean, Thai, Vietnamese, Arabic, Farsi)	
Computer and video signal input/output	INPUT A	RGB / Y Pb Pr input connector: Mini D-sub 15-pin (female), Audio input connector: Stereo mini jack	
	INPUT B	HDMI input connector: HDMI 19-pin, HDCP support	RGB input connector: Mini D-sub 15-pin (female)
		Audio input connector: HDMI audio support	Audio input connector: Stereo mini jack
	S VIDEO IN	S video input connector: Mini DIN 4-pin, Audio input connector: Pin jack (x2) (shared with VIDEO IN)	
	VIDEO IN	Video input connector: Pin jack, Audio input connector: Pin jack (x2) (shared with S VIDEO IN)	
OUTPUT		Monitor output connector*4: Mini D-sub 15-pin (female), Audio output connector*5: Stereo mini jack (variable out)	
Control signal input/output		RS-232C connector: D-sub 9-pin (male), LAN connector: RJ-45, 10BASE-T/100BASE-TX	
Operating temperature (Operating humidity)		32°F to 104°F / 0°C to 40°C (35% to 85%; no condensation)	
Storage temperature (Storage humidity)		-4°F to +120°F / -20°C to +60°C (10% to 90%)	
Power requirements		AC 100 V to 240 V, 1.2 A to 3.3 A, 50 Hz / 60 Hz	
Power consumption	AC 100 V to 120 V	290 W / 250 W / 214 W (Lamp mode: High / Standard / Low)	310 W / 250 W / 213 W (Lamp mode: High / Standard / Low)
	AC 220 V to 240 V	280 W / 242 W / 210 W (Lamp mode: High / Standard / Low)	300 W / 242 W / 206 W (Lamp mode: High / Standard / Low)
Standby mode power consumption	AC 100 V to 120 V	8 W / 0.3 W (Standby mode: Standard / Low)	
	AC 220 V to 240 V	8 W / 0.3 W (Standby mode: Standard / Low)	
Heat dissipation	AC 100 V to 120 V	989 BTU	1057 BTU
	AC 220 V to 240 V	955 BTU	1023 BTU
Outside dimensions		W 15 1/8 x H 4 13/16 x D 16 21/32 inches (W 384.4 x H 122.5 x D 423.4 mm) (without protrusion)	
Weight		15 lb 7 oz / 7.0 kg (without wall mount)	
Supplied accessories		RM-PJ7 Remote Commander (1), Lithium battery: CR2025 (1), Mini D-sub 15-pin cable (1), Wall mount (1), AC Power Cord (1), Operating Instructions (CD-ROM) (1), Quick Reference Manual (1), Wall Mount Manual (1)	
Replacement lamp		LMP-E212	

*1 Values are approximate and may vary based on settings, environmental conditions, and usage. *2 This value is average.

*3 Available for the VESA Reduced Blanking signal. *4 Not available in standby. From INPUT A and INPUT B (INPUT B is available only for the VPL-SX535).

*5 Works as an audio switcher function. Output from a selected channel; not available in standby.

©2012 Sony Corporation. All rights reserved.

Reproduction in whole or in part without written permission is prohibited.

Features and specifications are subject to change without notice.

Sony, the Sony make.believe, BrightEra, and Remote Commander logos are trademarks of Sony.

Trademark PJLink is a trademark applied for trademark rights in Japan,

the United States of America and other countries and areas.

HDMI, the HDMI logo, and High-Definition Multimedia Interface are trademarks or registered trademarks of HDMI Licensing LLC in the United States and other countries.

All other trademarks are the trademarks of their respective owners.