

Departures		Current Security Wait Times				Terminal 4	
	A	B	C	D			
	16 min	15 min	12 min	7 min			
Destination city	Flight	Operated by	Departure time	Gate	Status		
Chicago Midway (MDW)	258	Southwest	8:30 AM	C18	On Time		
Chicago Midway (MDW)	226	Southwest	9:45 AM	C9	On Time		
Chicago Midway (MDW)	1342	Southwest	10:15 AM	C17	On Time		
Columbus (CMH)	328	Southwest	9:50 AM	C8	On Time		
Dallas Love Field (DAL)	2492	Southwest	7:30 AM	D8	Departed		
Dallas Love Field (DAL)	413	Southwest	7:45 AM	D6	On Time		
Dallas Love Field (DAL)	2824	Southwest	9:30 AM	C19	On Time		
Dallas Love Field (DAL)	471	Southwest	10:15 AM	C13	On Time		
Denver (DEN)	1157	Southwest	7:50 AM	C1	On Time		
Denver (DEN)	322	Southwest	8:00 AM	C3	On Time		
Denver (DEN)	732	Southwest	8:05 AM	C18	On Time		
Denver (DEN)	2705	Southwest	8:05 AM	C9	On Time		
Denver (DEN)	2323	Southwest	8:25 AM	D4	On Time		
Denver (DEN)	2501	Southwest	8:55 AM	C17	On Time		
Denver (DEN)	2305	Southwest	9:35 AM	C7	On Time		

LANDING GATES All gates are accessible through any of the four security checkpoints.

Departures		Current Security Wait Times				Terminal 4	
	A	B	C	D			
	16 min	15 min	12 min	7 min			
Destination city	Flight	Operated by	Departure time	Gate	Status		
Chicago Midway (MDW)	258	Southwest	8:30 AM	C18	On Time		
Chicago Midway (MDW)	226	Southwest	9:45 AM	C9	On Time		
Chicago Midway (MDW)	1342	Southwest	10:15 AM	C17	On Time		
Columbus (CMH)	328	Southwest	9:50 AM	C8	On Time		
Dallas Love Field (DAL)	2492	Southwest	7:30 AM	D8	Departed		
Dallas Love Field (DAL)	413	Southwest	7:45 AM	D6	On Time		
Dallas Love Field (DAL)	2824	Southwest	9:30 AM	C19	On Time		
Dallas Love Field (DAL)	471	Southwest	10:15 AM	C13	On Time		
Denver (DEN)	1157	Southwest	7:50 AM	C1	On Time		
Denver (DEN)	322	Southwest	8:00 AM	C3	On Time		
Denver (DEN)	732	Southwest	8:05 AM	C18	On Time		
Denver (DEN)	2705	Southwest	8:05 AM	C9	On Time		
Denver (DEN)	2323	Southwest	8:25 AM	D4	On Time		
Denver (DEN)	2501	Southwest	8:55 AM	C17	On Time		
Denver (DEN)	2305	Southwest	9:35 AM	C7	On Time		

LANDING GATES All gates are accessible through any of the four security checkpoints.



## DIGITAL SIGNAGE DISPLAYS BM66AE SERIES

Perfectly designed for public places



## BM66AE SERIES FOR ROUND-THE-CLOCK LOCATIONS

Hisense's BM66AE Digital Signage Displays (49"/55") are perfectly fit for public transport and retail locations. Their slim body design will make them blend into their surrounding and make your on-screen messaging stand out. Their vivid and vibrant colors immerse viewers and will effectively provide them with the information they are looking for.

All this with the flexibility and reliability that are required for round-the-clock broadcasting locations due to light sensors, intelligent temperature control and dual-core SOC technology for PC-less offline or cloud based content management. You can rest assure your content will be delivered 24/7 in an elegant, vibrant and reliable way.





## ELEGANT, VIBRANT AND RELIABLE

### KEY FEATURES

#### Landscape & portrait

Both landscape and portrait orientations are possible, providing you with endless creative and functional possibilities to fulfill your informative or commercial goals.

#### 4K Ultra HD

The 4K Ultra HD picture quality ensures perfect colour and rich details in all possible broadcasting surroundings, ranging from shopping malls, to airports and public transport stations.

#### 178° Wide viewing angle

The extra wide 178° viewing angle is a perfect fit for large groups of people that will view BM66AE displays from diverse angles while passing by.

#### Auto brightness

Thanks to our advanced auto brightness sensor the BM66AE displays will intelligently adjust their brightness to their surroundings. Making sure energy usage is optimized at all times.

#### 500 nits

With 500 nits maximum brightness the display panels can deliver amazingly vivid imagery anywhere during daytime and nighttime conditions.

#### Slim design

With 12mm bezels the BM66AE displays are the slimmest and most elegant in our range. Making sure your broadcasting content is always the focus of attention.

#### Dust & humidity protection

The main board and power board of each Hisense BM66AE display is coated so it will effectively resist the erosion by dust and water vapor in public space conditions.

#### Temperature protection

The BM66AE displays are resistant to high temperatures and have an automatic temperature control mechanism. They will automatically adjust their backlight brightness when their temperature reaches 75°C to cool the display. At 100°C they will automatically switch to standby mode.

#### Smart CMS

Hisense's CMS platform allows you to edit and arrange playlists, making content management easy and user-friendly. It supports all rich media content in synchronous playback over a multitude of commercial displays. Besides this status monitoring and real-time control will allow you to quickly and centrally respond to any emergency.

#### Fail over

Stable broadcast is ensured with fail over functionality. When the primary source of content goes down the system will automatically switch to predetermined alternative input. All input sources (HDMI,DVI,VGA,DP) also support auto detect functionality.

#### Detachable logo

For customization needs the Hisense logo has been made detachable. If for instance you want to arrange multiple BM66AE displays to form a video wall the logos can be freely removed.

#### 24/7 Round-the-clock operation

Designed with dual-core System on Chip (SoC) technology the Hisense BM66AE series can be used as reliable digital signage displays for both offline and cloud based content. You are completely free to choose your content management system to help display your advertising. And if necessary the internal memory will allow you to upload media into the display for instant broadcast without the need for external hard- or software.

#### SoC Specifications

CPU: Dual Core A73-1.2GHz  
GPU: 5 Core mali-450  
Memory Support: 2G + 16G  
OS: Android 7.0  
USB Support: USB2.0/USB3.0  
UHD Support: Yes

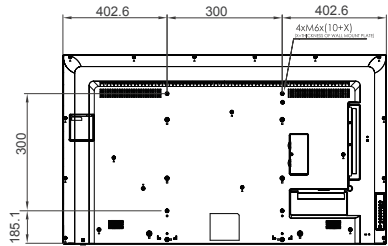
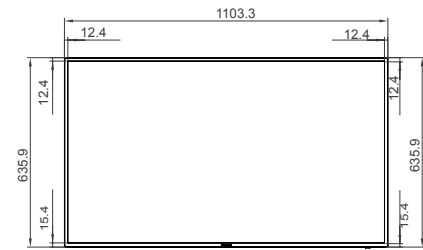




## DIMENSIONS IN MM

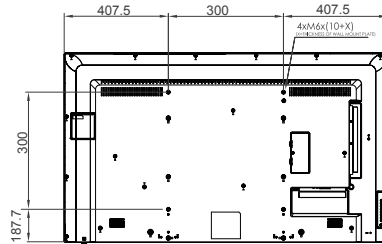
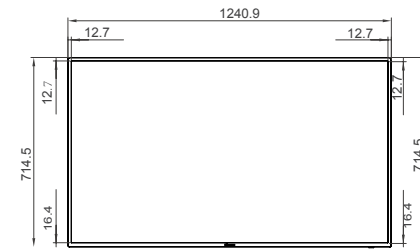
### 49"

1105 x 639 x  
64.5 mm  
17.0 kg

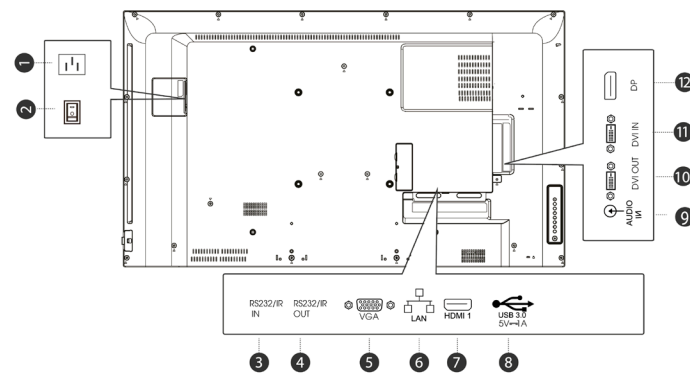


### 55"

1241 x 714.5  
x 66 mm  
20.5 kg



## CONNECTIVITY 49"/55"



- |                      |             |
|----------------------|-------------|
| 1. AC IN             | 7. HDMI IN  |
| 2. Main Power Switch | 8. USB Port |
| 3. RS232/IR IN       | 9. Audio IN |
| 4. RS232/IR OUT      | 10. DVI OUT |
| 5. D-sub (VGA IN)    | 11. DVI IN  |
| 6. Lan               | 12. DP In   |

## FEATURES

- HDMI CEC support through HDMI
- Remote control IR loop (with RJ45)
- Firmware upgrade via USB/Network
- 24/7 Scheduler with Real Time Clock
- Over temperature protection
- Remote controller lock
- Key lock
- Built-in 8W x 2 speakers
- Fast standby
- World Clock setting
- Wake up on LAN
- Wireless Access Point for mobile devices

## COMPONENTS



User manual



Remote controller



Logo accessory



Power cord

## SPECIFICATIONS

Digital Signage Displays: M-series			
	Model	49BM66AE	55BM66AE
Panel	Backlight	ELED	ELED
	Size	49	55
	Resolution	3840*2160	3840*2160
	Refresh rate	60HZ	60HZ
	Color	1.07B	1.07B
	Brightness	500nits	500nits
	Contrast(typ)	1100:1 (typ)	1100:1 (typ)
	Response time(typ)	8ms	8ms
	Viewing angle(Min.)	178°/178°	178°/178°
	Color gamut	72%	72%
	Haze	1%	1%
	Orientation	Landscape & Potrait	Landscape & Potrait
	MTBF	50000hrs	50000hrs
Operation Hours	7Day*24Hour	7Day*24Hour	
System	OS	Android 7.0	Android 7.0
	CPU	ARM Cortex-A73 Dual core	ARM Cortex-A73 Dual core
	GPU	Mali 450	Mali 450
	DDR	2G	2G
	ROM	16G	16G
	Language	English/Chinese	English/Chinese
	WIFI	Yes	Yes
	LAN	RJ45*1	RJ45*1
	SD /TF Card	/	/
	Input	HDMI*1/DVI*1/VGA*1 /DP*1/USB*1/RS232*1	HDMI*1/DVI*1/VGA*1 /DP*1/USB*1/RS232*1
Output	DVI*1/RS232*1	DVI*1/RS232*1	
Speaker	Built in speaker	8W*2	
Control Method	Remote	Yes	Yes
	RS232	Yes	Yes
Environment	Temperaturer	Storage:-20°~60° Operation:0°~40°	Storage:-20°~60° Operation:0°~40°
	Humidity	Storage:-10%~90% Operation:10%~80%	Storage:-10%~90% Operation:10%~80%
Power	Input	AC 100~240V(50/60Hz)	AC 100~240V(50/60Hz)
	Power Consumption	100W(Max)	120W(Max)
	Standby Consumption	<0.5W	<0.5W
Physical	Bezel Color	Black	Black
	Set Dimension(WxHxD)	1105*639*64.3mm	1241*714.5*66mm
	Bezel width (T/L/R/B)	11.9mm(T),15.4mm(B),12.4mm(L/R)	11.7mm(T),14.8mm(B),12.2mm(L/R)
	Net Weight	17kg	20.5kg
	Packing Dimension (WxHxD)	1208*199*748mm	1374*143*847mm
	Packed Weight	17kg	20.5kg
VESA	300*300mm	300*300mm	
Certification	Standard Certification	CB,CE,ERP	CB,CE,ERP
Media Player compability	OPS Type Compatible	Yes	Yes
Accessories	Basic	Power cord\Remote Control\ Battery\LOGO	Power cord\Remote Control\ Battery\LOGO

Hisense Commercial Displays  
Tel : +44 (0)115 8248811  
Email: sales@hisense-b2b.com  
Web: www.hisense-b2b.com



OFFICIAL PARTNER OF UEFA EURO 202