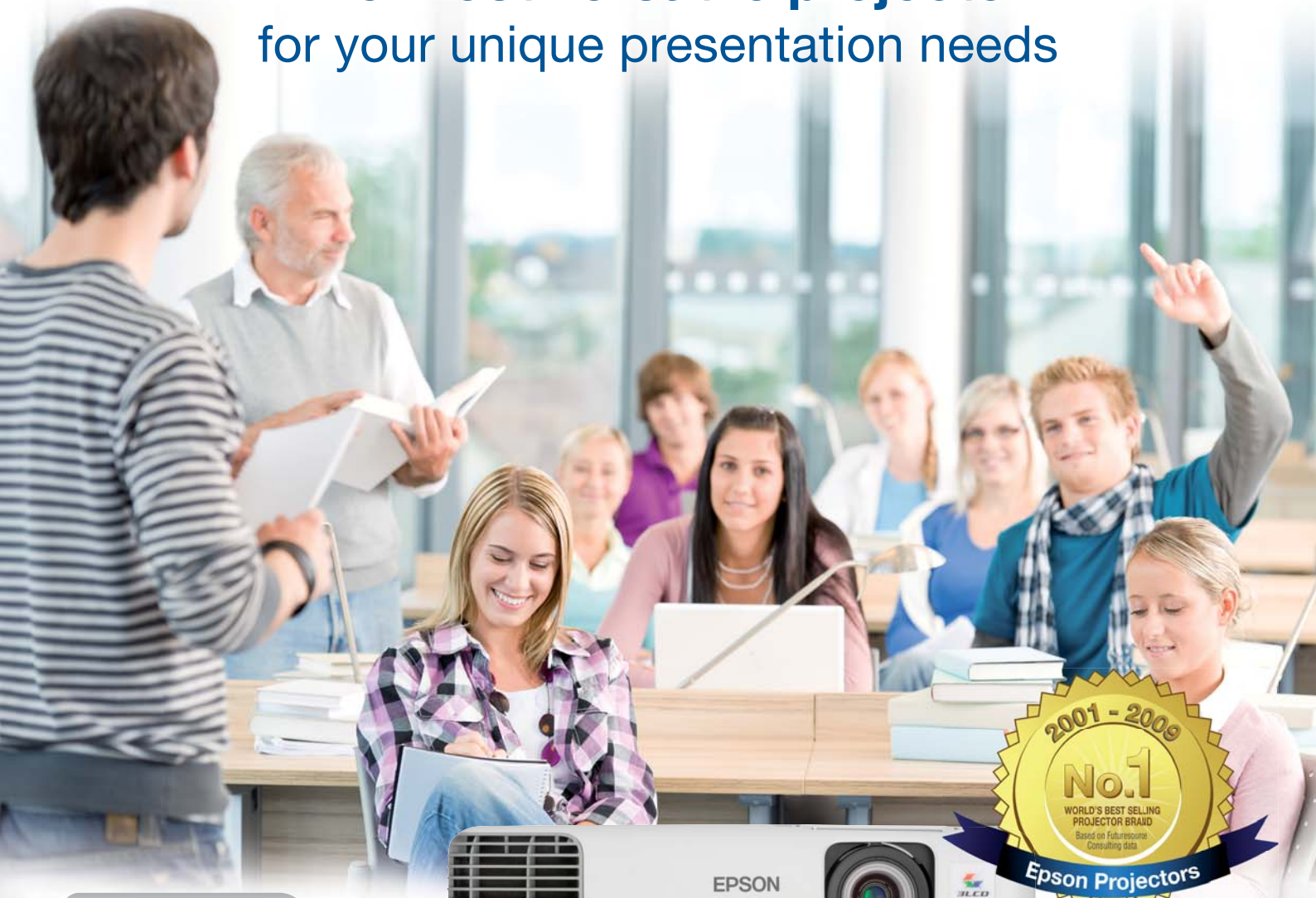


PROJECTOR
EB-95/96W/905/915W/925

EPSON
EXCEED YOUR VISION

The most versatile projector for your unique presentation needs



This highly versatile projector series harnesses Epson's latest 3LCD technology to deliver professional high image-quality presentations ideal for school and business environments.

- **Enjoy ease of use and operation**
With H/V keystone correction and 1.6x zoom lens (for selected models only), it's never been easier to project a sharp professional image customised to your display space
- **Deliver effective presentations with enhanced audio**
Microphone input is available and the powerful 16W built-in speaker delivers high-quality sound even in large rooms
- **Reduce Total Cost of Ownership**
With a long lamp life of 6000 hours and a high-efficiency filter, maintenance cycles are extended and costs reduced
- **Do more with wider connectivity options**
Link up multiple devices and accessories such as HDMI, LAN cables, document camera, microphone and PCs for even greater options for use



This highly versatile projector series harnesses Epson's latest 3LCD technology to deliver professional high image-quality presentations ideal for school and business environments.




EB-95/96W/905/915W/925

ENJOY EASE AND VERSATILITY OF USE AND OPERATION

Greater Placement Flexibility with Keystone Correction

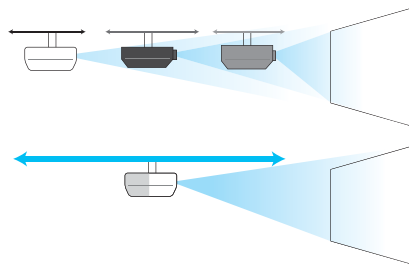
This projector series features both horizontal and vertical keystone correction, giving you greater choice of projector placement at different angles. You no longer have to limit placement to the centre of the desk.



1.6x Zoom Lens*

The wide 1.6x zoom lens gives you even greater flexibility in projector placement within the room. This allows the projector to fit perfectly into the already existing mounting position of the previous projector.

* for EB-905/915W/925 only




Longer Projector Foot Stand

With a longer foot stand, you have a greater range of projection placement possibilities without the need to use external objects to adjust the projection angle.



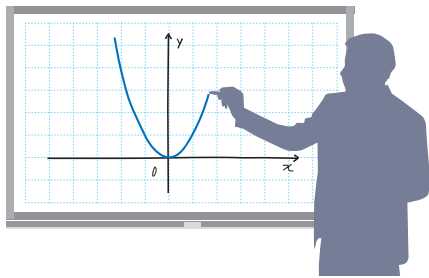
Frontal Exhaust

Enjoy greater flexibility in seating arrangements around the projector. With the exhaust positioned at its front, none of your audience will be exposed to and distracted by the hot exhaust.



Template Function

Keep your whiteboard presentations professional by projecting a choice of line templates on your whiteboard to guide your writing and arrange your writing space.



Bigger Control Panel

The bigger control panel and clear lettering allow for easier projector operation, especially when your projector is ceiling mounted.



Multiscreen Display

Great for summaries at the end of your presentation, the multiscreen display function allows you to show your audience multiple screens at the same time.



DELIVER POWERFUL PRESENTATIONS WITH ENHANCED AUDIO

Powerful 16W Built-in Speaker

The powerful 16W built-in speaker replaces the need for an external speaker and delivers high-quality output even in large rooms.



Microphone Input

For professional presentations in larger rooms, simply plug in a microphone to the microphone input terminal to enhance audio effectiveness.

REDUCE TOTAL COST OF OWNERSHIP


6000-hour-long Lamp Life & Easy Lamp Replacement

With longer lamp life up to 6000 hours, the lamp unit need not be replaced as often, allowing you to save on maintenance time and costs.



High-efficiency Filter

The new electrostatic filter has a surface area more than double that of current models. This extends the maintenance cycles to up to 5000 hours, leading to dramatic savings in time and maintenance costs.



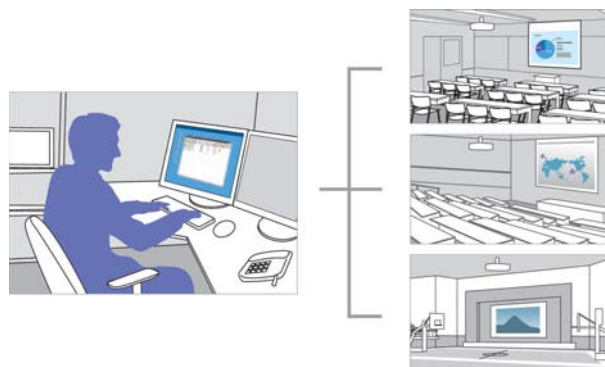
DO MORE WITH WIDER CONNECTIVITY OPTIONS

This projector series offers advanced connectivity features that allow you to incorporate additional technology to make more effective and convenient presentations. Its wide-ranging compatibility with devices like HDMI, LAN cables, document camera, microphone and PCs make it well suited to any classroom or large room setting.



Monitor and Control All Your Projectors from a Single PC

With Easy MP Monitor, Epson's proprietary network monitoring software, you can easily monitor all your projectors and keep them running efficiently, even across the largest networks. Configure remotely and programme email alerts for pre-defined critical indicators such as non-functioning devices or overheating lamps.

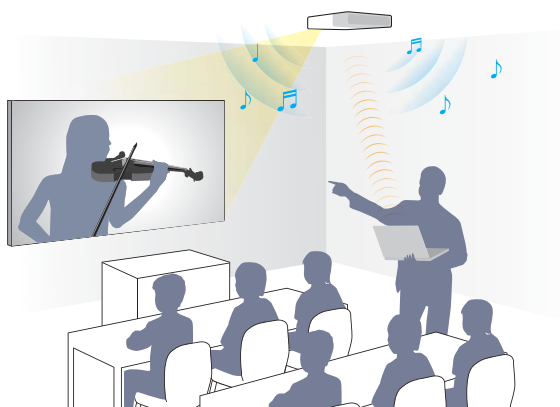


USB Display 3-in-1

Projection setup has been made so easy. This projector series allows control, image and sound transmission from a computer to projector via a simple USB cable. No complicated cabling is needed.

Wireless Connection

Complicated cabling becomes a thing of the past with this projector series allows you to connect wirelessly through LAN and to your computer. In addition, direct wireless connection between the projector and your computer, and wireless transmission of sound are possible.



Connect Directly to Epson Portable Document Camera ELPDC06

Designed to better assist the way you teach or present, this projector series conveniently connects directly to your Epson Portable Document Camera via USB cable for more effective presentations.

Eco Features

- Equipped with Epson proprietary lamp that is engineered to maximise light usage efficiency
- Uses 0.39W - 0.40W of power in standby mode
- Projector optics employ lead-free lenses
- Unpainted plastic housing reduces the environmental impact
- The flame retardants used in the plastic housing do not contain chlorine or bromine

Better Products for a Better Future™

For more information on Epson's environmental programmes, visit www.epson.com/environment

PARTNERS IN PERFECTION

Ultra portable Document Camera ELPDC06



Easily portable; 0.96 kg/2.11 lbs
1.92 megapixels with 15fps
4 x digital zoom
USB powered

Desktop Document Camera ELPDC11



2.2 kg/4.85 lbs
5 megapixels with 30fps
10 x digital zoom
Bundled with microscope adaptor

Interactive Unit ELPIU01



USB powered
Easy interactive function
Simple and easy set up

Epson Revolutionises Projector Market with 3LCD Technology and Leads as World's No.1* Projector Brand for 9 Consecutive Years!

* Based on independent research by Futuresource Consulting

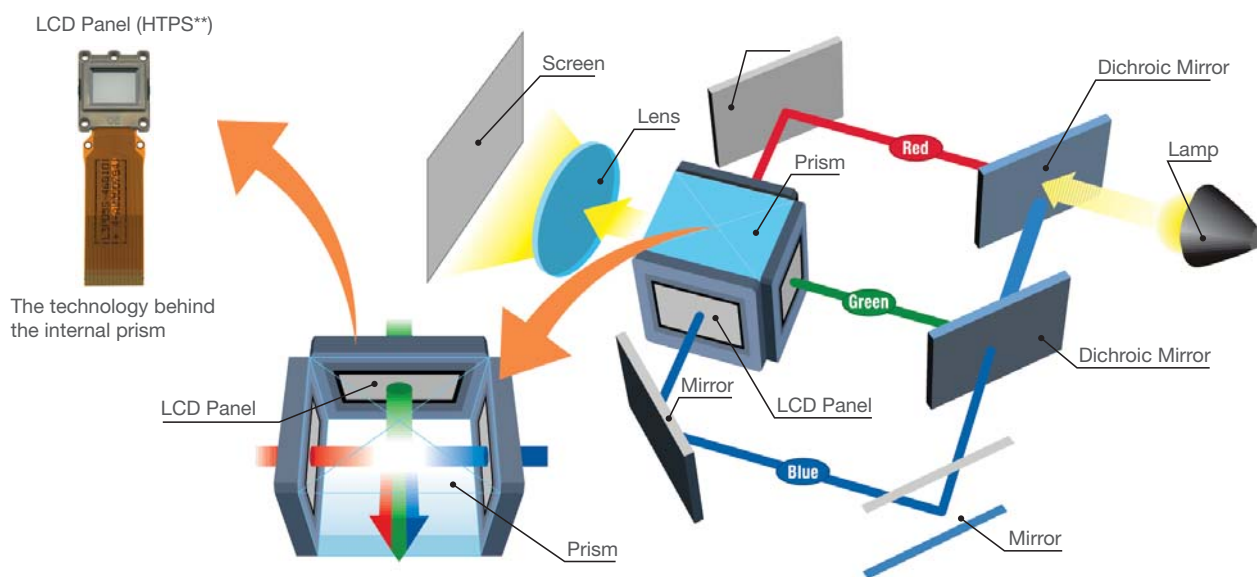
Advantages of 3LCD Projection System

Bright Images and Faithful Colour Reproduction

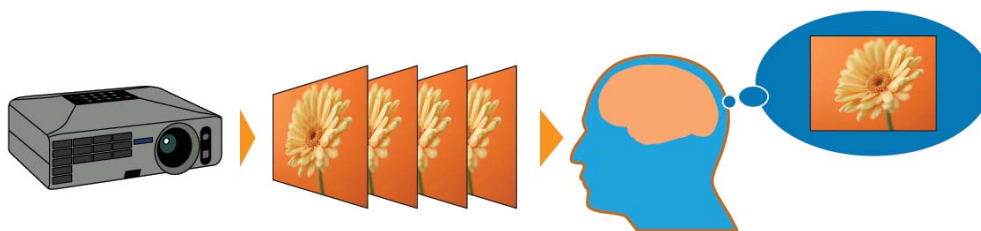
3LCD projectors offer all-time colour (Red, Green and Blue) projection thereby ensuring faithful full colour reproduction. This is suitable for projection of colour intensive images such as videos, photographs and colour charts.

Incredible Details

3LCD projectors are able to produce an unparalleled range of grayscale images, which contributes to delivering incredible colour images that are smooth and seamless.



3LCD projector : RGB are projected at the same time, which makes the single composite image easy on the eyes.



** HTPS (High Temperature Poly-Silicon) is an active matrix transmissive LCD. It is extremely small and produces high-quality images.

Gentle on the Eyes

3LCD projectors' images do not suffer from colour break-up (commonly known as the rainbow effect). The projections are easy on the eyes as you will not be affected by any distorted pattern.

3LCD projectors use 3 separate LCD panels to form a continuous image containing all colours (red, blue and green) ensuring smooth video playback, even for rapid-motion images.

Reliable Technology

With more than 60 million 3LCD chips shipped to date, the powerful and road-tested 3LCD projection technology is extremely reliable, and is trusted by many throughout to deliver sharp and true-to-life images.

Colour Light Output

- an easy way to evaluate projector colour output

What is Colour Light Output?

Colour Light Output (CLO) is a specification that provides critical information on a projector's ability to deliver colour. Developed by colour scientists using the same approach as White Light Output (Brightness) measurement, Colour Light Output provides the buyer with additional key information about colour.

Does Brightness measure colour?

No. Current product specifications such as Brightness (or White Light Output), Contrast Ratio and Resolution give no information regarding a projector's ability to reproduce colour. The existing Brightness specification only measures the total amount of White Light projected. It does not measure colour – in fact, many manufacturers artificially boost brightness by adding white light, which dilutes the projector's colour brightness.

Why is Colour Light Output important?

Colour Light Output is critically important because it measures the brightness of Red, Green and Blue. Red, Green and Blue create white when combined in the right proportions. They also comprise the input signal that tells your projector how to reproduce colour images. Beautifully balanced colour is possible when bright Red, Green and Blue combine to produce the brightness equal to White. Colour Light Output provides users with an additional way to evaluate a projector and make more discerning buying decisions.

Is Colour Light Output the same in all projectors?

No. There are vast differences in the Colour Light Output of projectors on the market today. Look at the images below from two competing projectors

3LCD Projector



Image #1*

Brand X



Image #1*



Image #2*



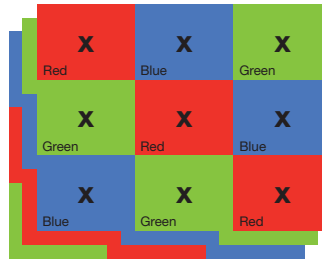
Image #2*

Colour Light Output specification describes the difference in colour between these two projectors.

How is Colour Light Output measured?

| | | |
|---|---|---|
| X | X | X |
| X | X | X |
| X | X | X |

Brightness (or White Light Output) measures the total amount of white light projected in lumens on a nine point grid. It does not measure colour.



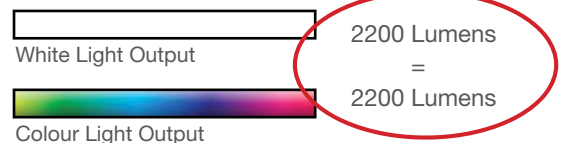
Colour Light Output uses 3 sets of a nine-point grid to measure the primary colours - red, green and blue, using the same approach used to measure White Light Output in lumens.

How should Colour Light Output be used?

Colour Light Output should be used with White Light Output to provide insight into a projector's overall picture quality. Two things to remember:

1. Select High Colour Light Output.
2. Make sure the Colour Light Output equals the White Light Output.

3LCD Projector High CLO



Brand X Low CLO



When selecting a projector, ask for the Colour Light Output measurement.

* Actual photographs of images produced by 2 competing projectors run in default mode. Price, Resolution and Brightness (White Light Output) are the same for both projectors.



EB-905/915W/925

SPECIFICATIONS

| | | | | | |
|--|---|--|---|---|--|
| SUPPLIED ACCESSORIES Power Cable 1.8m Computer Cable 1.8m, HD15 / HD15 Remote Control With AA batteries x 2 Bundled Software Projector Software Ver.1.00b (CD-ROM) Password Protect Sticker Attached User's Manual Set Attached OPTIONAL ACCESSORIES Spare Lamp ELPLP60 (EB-905) ELPLP61 (EB-915W/925) Soft Carrying Bag ELPKS64 Air Filter Set ELPAF29 Wireless LAN Unit ELPAP07 Quick Wireless Connection USB Key ELPAP08 PERIPHERALS Portable USB Document Camera ELPDC06 Desktop Document Camera ELPDC11 Interactive Unit ELPUI01 | MODEL NUMBER PRODUCT CODE | EB-905 V11H387052 | EB-915W V11H388052 | EB-925 V11H389052 | |
| | PROJECTION SYSTEM PROJECTION METHOD | RGB liquid crystal shutter projection system Front / Rear / Ceiling mount | | | |
| | SPECIFICATION OF MAIN PARTS LCD | SIZE DRIVING METHOD PIXEL NUMBER NATIVE RESOLUTION ASPECT RATIO | 0.63" with MLA (D7) Poly-silicon TFT active matrix 786,432 dots XGA 4:3 | 0.59" with MLA(D8) 1,024,000 dots (1280 x 800) x 3 WXGA 16:10 | 0.63" with MLA(D7) 786,432 dots (1024 x 768) x 3 XGA 4:3 |
| | PROJECTION LENS | TYPE F-NUMBER FOCAL LENGTH ZOOM RATIO | Optical zoom (Manual) / Focus (Manual) 1.51 - 1.99 18.2 - 29.2 mm 1 - 1.6 | | |
| | LAMP | TYPE LIFE (NORMAL/ECO) | 200 W UHE (E-TORL) 5000H / 6000H | 230W UHE (E-TORL) 4000H / 6000H | |
| | BRIGHTNESS* WHITE LIGHT OUTPUT (NORMAL/ECO) COLOUR LIGHT OUTPUT (NORMAL ECO) | 3000 lm / 2400 lm 3000 lm / 2400 lm 3200 lm / 2240 lm 3200 lm / 2240 lm 3500 lm / 2450 lm 3500 lm / 2450 lm | | | |
| | CONTRAST RATIO** SCREEN SIZE [PROJECTED DISTANCE] | 2000:1 30" to 300" [0.84 - 13.90 m] 29" to 280" [0.84 - 13.90 m] 30" to 300" [0.84 - 13.90 m] 60" screen [1.69 - 2.75 m] 60" screen [1.79 - 2.92 m] 60" screen [1.69 - 2.75 m] | | | |
| | THROW RATIO OFFSET | 1.38 (Zoom:Wide), 2.24 (Zoom:Tele) 8.6:1 10:0 8.6:1 | | | |
| | SOUND OUTPUT KEYSTONE CORRECTION (VERTICAL/HORIZONTAL) AUTO KEYSTONE CORRECTION | 16W x 1 ±30° / ±30° Yes (Vertical Only: ±30°) | | | |
| | CONNECTIVITY COMPUTER INPUT VIDEO INPUT DIGITAL INPUT CONTROL INPUT MEMORY INPUT AUDIO INPUT MICROPHONE INPUT COMPUTER OUTPUT AUDIO OUTPUT USB DISPLAY WIRELESS SPECIFICATION SUPPORTED WIRELESS LAN UNIT SUPPORTED SPEEDS FOR EACH MODE**** SUPPORTED MODE CERTIFICATION FREQUENCY TYPE (MODULATIONS) | D-sub 15pin (Blue molding) x 2 Composite Video: RCA (Yellow) x 1 S-Video x 1 Component Video: D-sub 15pin (Blue molding) x 2 HDMI x 1 RS232C x 1 RJ45 x 1 USB Type B Ver. 2.0 x 1 USB Type A Ver. 2.0 x 1 RCA (White) x 1, RCA (Red) x 1 Stereo mini jack x 2 Stereo mini jack x 1 D-sub 15pin (Black molding) x 1 Stereo mini jack x 1 Yes (3-in-1) ELPAP07 (Optional) IEEE 802.11b: 11 Mbps IEEE 802.11g: 54 Mbps IEEE 802.11n: 130 Mbps Adhoc, Infrastructure Wi-Fi certified (for Wireless LAN unit) DSSS/CCK, OFDM | | | |
| OPERATING TEMPERATURE OPERATING ALTITUDE*** START-UP PERIOD DIRECT POWER ON/OFF COOL-DOWN PERIOD POWER SUPPLY VOLTAGE POWER CONSUMPTION 220 - 240V DIMENSIONS EXCLUDING FEET (D X W X H) WEIGHT FAN NOISE (NORMAL/ECO) | 5°C to 35°C <41°F to 95°F> (20% - 80% humidity, unfrozen) 0 to 2286 m <0 ft to 7500 ft> 7 seconds Yes/Yes Instant off 100 - 240V AC ±10%, 50/60Hz LAMP ON 300W STANDBY (NETWORK OFF) 0.39W 263 x 345 x 93 mm (10.35" x 13.58" x 3.66") Approx. 7.39 lb / 3.35 kg Approx. 7.42 lb / 3.36 kg 33 / 28 dB 37 / 29 dB | | | | |



EB-905/915W/925


* Colour mode: Dynamic, Zoom: Wide
 ** Colour mode: Dynamic, Power consumption: Normal, Zoom: Wide, Auto iris: On
 *** Above 1500m / 4,921ft: with High altitude mode
 **** Maximum speed and range is achievable when used with same enhanced mode technology. Actual data rates, features and performance may vary depending on your computer system, the environment and other factors.

EPSON is the registered trademark of Seiko Epson Corporation.
 All other product names and other company names used herein are for identification purposes only and are the trademarks or registered trademarks of their respective owners.
 EPSON disclaims any and all rights in those marks. Scan/Print samples shown herein are simulations. The actual product design and contents may vary. Specifications are subject to change without notice.



EB-95/96W

SPECIFICATIONS

| | | | | |
|---|--|---|---|--------------|
| SUPPLIED ACCESSORIES | MODEL NUMBER | EB-95 | EB-96W | |
| | PRODUCT CODE | V11H383052 | V11H384052 | |
| Power Cable 1.8m Computer Cable 1.8m, HD15 / HD15 Remote Control With AA batteries x 2 Bundled Software Projector Software Ver.1.00b (CD-ROM) Password Protect Sticker Attached User's Manual Set Attached | PROJECTION SYSTEM | RGB liquid crystal shutter projection system | | |
| | PROJECTION METHOD | Front / Rear / Ceiling mount | | |
| OPTIONAL ACCESSORIES | SPECIFICATION OF MAIN PARTS | | | |
| | LCD | SIZE | 0.55" without MLA (D8) 0.59" with MLA (D8) | |
| Spare Lamp ELPLP60 Soft Carrying Bag ELPKS64 Air Filter Set ELPAP29 Wireless LAN Unit ELPAP07 Quick Wireless Connection USB Key ELPAP08 | | DRIVING METHOD | Poly-silicon TFT active matrix | |
| | | PIXEL NUMBER | 786,432 dots (1024 x 768) x 3 1,024,000 dots (1280 x 800) x 3 | |
| PERIPHERALS | | NATIVE RESOLUTION | XGA WXGA | |
| | | ASPECT RATIO | 4:3 16:10 | |
| Portable USB Document Camera ELPDC06 Desktop Document Camera ELPDC11 Interactive Unit ELPUI01 | PROJECTION LENS | TYPE | Optical zoom (Manual) / Focus (Manual) | |
| | | F-NUMBER | 1.58 - 1.72 | |
|  | | FOCAL LENGTH | 16.9 mm - 20.28 mm | |
| | | ZOOM RATIO | 1 - 1.2 | |
| | LAMP | TYPE | 200 W UHE (E-TORL) | |
| | | LIFE (NORMAL/ECO) | 5000H / 6000H | |
| | BRIGHTNESS* | | | |
| | WHITE LIGHT OUTPUT (NORMAL/ECO) | 2600 lm / 2080 lm | 2700 lm / 2160 lm | |
| | COLOUR LIGHT OUTPUT (NORMAL ECO) | 2600 lm / 2080 lm | 2700 lm / 2160 lm | |
| | CONTRAST RATIO** | 2000:1 | | |
| | SCREEN SIZE [PROJECTED DISTANCE] | 30" to 300" [0.90 - 10.80 m] | 33" to 318" [0.90 - 10.80 m] | |
| | | 60" screen [1.80 - 2.17 m] | 60" screen [1.68 - 2.02 m] | |
| | THROW RATIO | 1.48 (Zoom:Wide), 1.77 (Zoom:Tele) | 1.30 (Zoom:Wide), 1.56 (Zoom:Tele) | |
| | OFFSET | 8:1 | 10:1 | |
| | SOUND OUTPUT | 16W x 1 | | |
| | KEYSTONE CORRECTION (VERTICAL/HORIZONTAL) | ±30° / ±30° | | |
| | AUTO KEYSTONE CORRECTION | Yes (Vertical Only: ±30°) | | |
| | CONNECTIVITY | | | |
| | COMPUTER INPUT | D-sub 15pin (Blue molding) x 2 | | |
| | VIDEO INPUT | Composite Video: RCA (Yellow) x 1 | | |
| | | S-Video x 1 | | |
| | | Component Video: D-sub 15pin (Blue molding) x 2 | | |
| | DIGITAL INPUT | HDMI x 1 | | |
| | CONTROL INPUT | RS232C x 1 | | |
| | | RJ45 x 1 | | |
| | | USB Type B Ver. 2.0 x 1 | | |
| | MEMORY INPUT | USB Type A Ver. 2.0 x 1 | | |
| | AUDIO INPUT | RCA (White) x 1, RCA (Red) x 1 | | |
| | | Stereo mini jack x 2 | | |
| | MICROPHONE INPUT | Stereo mini jack x 1 | | |
| | COMPUTER OUTPUT | D-sub 15pin (Black molding) x 1 | | |
| | AUDIO OUTPUT | Stereo mini jack x 1 | | |
| | USB DISPLAY | Yes (3-in-1) | | |
| | WIRELESS SPECIFICATION | | | |
| | SUPPORTED WIRELESS LAN UNIT | ELPAP07 (Optional) | | |
| | SUPPORTED SPEEDS FOR EACH MODE**** | IEEE 802.11b: 11 Mbps | | |
| | | IEEE 802.11g: 54 Mbps | | |
| | | IEEE 802.11n: 130 Mbps | | |
| | SUPPORTED MODE | Adhoc, Infrastructure | | |
| | CERTIFICATION | Wi-Fi certified (for Wireless LAN unit) | | |
| | FREQUENCY TYPE (MODULATIONS) | DSSS/CCK, OFDM | | |
| | OPERATING TEMPERATURE | 5°C to 35°C <41°F to 95°F> (20% - 80% humidity, unfrozen) | | |
| | OPERATING ALTITUDE*** | 0 to 2286 m <0 ft to 7500 ft> | | |
| | START-UP PERIOD | 7 seconds | | |
| | DIRECT POWER ON/OFF | Yes/Yes | | |
| | COOL-DOWN PERIOD | Instant off | | |
| | POWER SUPPLY VOLTAGE | 100 - 240V AC ±10%, 50/60Hz | | |
| | POWER CONSUMPTION | 220 - 240V | LAMP ON | 299W 300W |
| | | | STANDBY (NETWORK OFF) | 0.4W 0.39W |
| | DIMENSIONS EXCLUDING FEET (D X W X H) | 263 x 345 x 93 mm (10.35" x 13.58" x 3.66") | | |
| | WEIGHT | Approx. 6.97 lb / 3.16 kg | Approx. 7.19 lb / 3.26 kg | |
| | FAN NOISE (NORMAL/ECO) | 33 / 28 dB | | |

EB-95/96W

* Colour mode: Dynamic, Zoom: Wide
 ** Colour mode: Dynamic, Power consumption: Normal, Zoom: Wide, Auto iris: On
 *** Above 1500m / 4,921ft: with High altitude mode
 **** Maximum speed and range is achievable when used with same enhanced mode technology. Actual data rates, features and performance may vary depending on your computer system, the environment and other factors.

EPSON is the registered trademark of Seiko Epson Corporation.

All other product names and other company names used herein are for identification purposes only and are the trademarks or registered trademarks of their respective owners.

EPSON disclaims any and all rights in those marks. Scan/Print samples shown herein are simulations. The actual product design and contents may vary. Specifications are subject to change without notice.