


This is a pre-released marketing material. Specifications and features in this material are subject to change in the final commercial product.

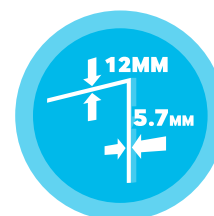
SAMSUNG SMART SIGNAGE SHF SERIES STRETCHED DISPLAYS




Our slim and narrow 16:4.5 stretched display will enable space-conscious retailers to deliver the right information when most needed by customers making purchase decisions, creating a more convenient shopping experience that encourages new sales opportunities. Even in a districted space, such as a store shelf or low ceiling interior, Samsung stretched display with high brightness and non-glare panel can boast eye-catching effect without obstructing movement of human traffic.



**Stretched
Resolution**



**Narrow
Bezel**



**Non-Glare
Panel**

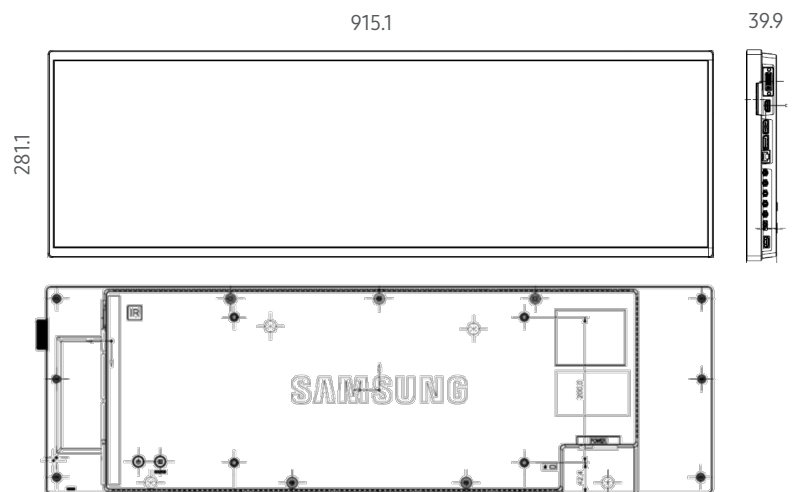
SAMSUNG

Key Features

- New widescreen format, **16:4.5 stretched display**
- Excellent visibility through **700 nit Brightness**
- Deliver a clear image under ambient light with **non-glare panel** (Haze : 44%)
- Provide display flexibility with image orientation **from portrait to landscape**
- Rely on robust signage durability during continuous **24/7 operation**
- Captivate audiences with **slim and narrow bezel display**:
Depth 39.9mm / Bezel Width 12mm, 5.7mm(L/R)
- Simple display & content management with **DP Loop out** and **USB Playback**



	SH37F
Panel Type	Edge LED
Size	37"
Native Resolution	1920 * 540
Dimension (W x H x D, mm)	915.1 X 281.1 X 39.9
Orientation	Landscape & Portrait
Aspect Ratio	16:4.5
Brightness (Typical)	700nit
Haze	44%
Connectivity	HDMI(1), DVI-I (D-sub common), DP in/out, USB (1), RS232C (In/Out), RJ45
Flash Memory	8GB
Operation hours	24/7
Digital Signage Solution	Magic Info S3
Mounting	VESA 400X200
Power Hard Key	YES



* The information in this document is subject to change without notice