

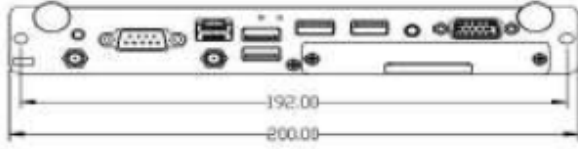


**SL650 Open Pluggable  
Specification Products**

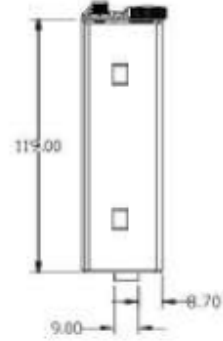
## GENERAL FEATURES

CPU	Intel® Core™ i5-6200U Skylake-U SoC
Chipset	SoC
Resolution Support	Ultra HD Max. 4096 x 2160 @60Hz
GPU	Intel® HD Graphics 520
Memory	2 x 4 GB SO-DIMM DDR3
Network	LAN: 10/100 Mbps WLAN: 802.11 a/g/n Bluetooth 4.0 4G (optional)
Storage	500GB HDD
I/O Ports	1 x RJ45  1 x RS232  3 x USB3.0  1 x USB2.0  1 x VGA out  1 x Audio in&out  2 x WiFi antenna connector  1 x Power button
Operating System	Windows 10

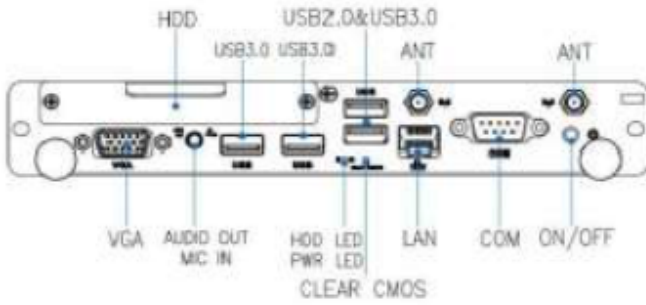
**Front view**



**Side view**



**Front I/O**



**Rear I/O**

